

ZEROERP SOFTWARE



WHY TO USE SCHOOL MANAGEMENT SOFTWARE?

With time, individuals and organization are expecting better and fast execution with regards to [school management](#), this is where school management software comes into consideration. All the educationist are concentrating on finding the most proficient method in order to digitize the working environment of a school. If you need to enhance the profitability of school then you should be holding hands with innovation. [School management software](#) encourages you to oversee and enhance the functionalities of the school. It helps to enhance individual personality along with the association. It helps to bring out the best from schools for the society.

[School management android app](#) and Ios app provide a platform to students and parents to avail all the benefits of software in small devices from anywhere at anytime in just few clicks. It keeps both the teacher and student associated with each other. They can easily communicate with each other. It helps you to get



CALL- 91-8109069226
0755-4271270
MAIL-info@junctiontech.in

ZEROERP SOFTWARE

connected every single information about your academics. It is very helpful for both teachers and students.

Some of the benefits of [school management system](#) -

- It helps simplifying the records of the management. It has one system for every data need and it maintains a single sheet of record for all students. One can easily gather the information of any student you want to.
- It makes student registration and admission process easy and also saves a lot of time of staff and administration and increase productivity.
- It provides a separate self-service portal with all the features to operate, it will provide all the information related to individual along with instant notification for new updates.
- School management software based on cloud server can be easily accessed from anywhere at anytime .So it will be feasible for user to operate and retrieve information from that.
- It manages all the resources efficiently and make the process easy and transparent to everybody.
- It reduces manual intervention and risk of mistake are lessen due to automation. Thus it helps in many of the important fields like fee management, exam management, student registration, admission and promotion.
- It makes the decision taking ability quite stronger. It enables tracking you step by step operation and thus helps to meet all the essential requirements.



JUNCTION SOFTWARE PVT LTD

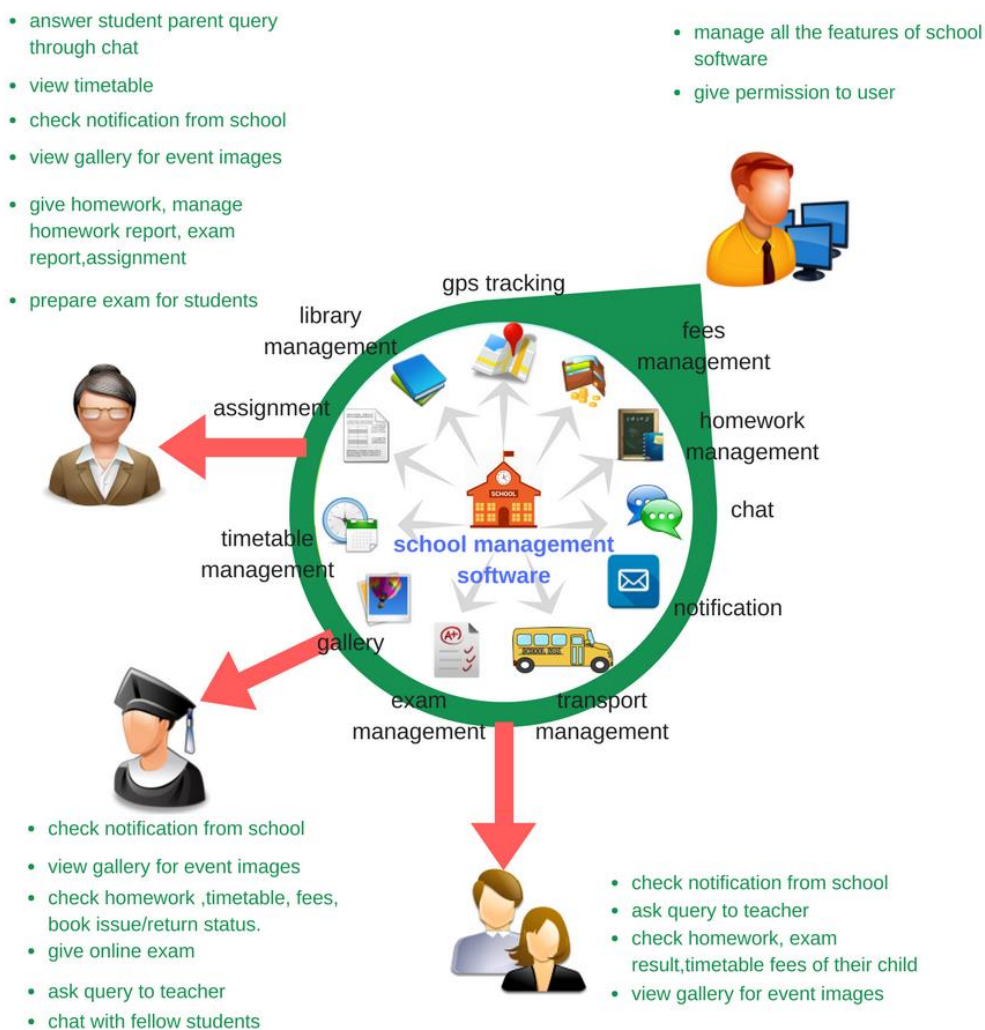
CALL- 91-8109069226

0755-4271270

MAIL-info@junctiontech.in

ZEROERP SOFTWARE

School management software



Some of the modules of [school erp](#) are shown in this image. One of the software which provides many of the feature is ZeroErp Software. ZeroErp Software is a product of Junction Software an IT company based in Bhopal.



JUNCTION SOFTWARE PVT LTD

CALL- 91-8109069226

0755-4271270

MAIL-info@junctiontech.in

ZEROERP SOFTWARE

These days, schools find difficulties on a daily basis while managing daily administration process. A school has many field to administer like homework administration, declaration of results, timetable administration, expenses accumulation, attendance management for both the staff and students and other similar functions that are done manual. Doing every one of these things manually takes a great deal of time, assets and vitality. Such things are now possible effortlessly done as a result of School Management Software and [school app](#).

ZeroErp software is a cloud-based software developed in php with an Android and IOS app compatible with it. There are huge number of school software and school app for schools to use in market. But many of them only include communication facility. But zeroerp Education include all the required feature to manage school as well as to have a better communication with parents , teachers and children.

Some of its benefits are-

- **E Communication**-Students can easily communicate with their fellow beings for notes, new topic discussion and many more. Parents and teacher can directly communicate with each other and can keep track of their child performance easily.
- **Multilingual Software**- This software can run in multiple languages so it is easy for the user to understand the software and run in their native language. They are not binded with a single language.
- **Accessible anywhere, anytime:-** As software is based on cloud-server ,students,teacher,parent can access it from anywhere and at anytime. Student and parents will be notified every important information, all they need is mobile and internet facility.
- **[School Transport Tracking](#)**: Irrespective of whether you are the principal or the parent, GPS enabled school transport vehicles allows and helps you in tracking the location of it and helps in ensuring your child's safety.
- **Go paperless:-**Use of smart phones and software is an environment friendly way to manage school instead of using paper and pen .



JUNCTION SOFTWARE PVT LTD

CALL- 91-8109069226

0755-4271270

MAIL-info@junctiontech.in

ZEROERP SOFTWARE

- **Easy Installation:** The software is very easy to install. Once installed, you can set up and configure according to your and the settings of the school.
- **System Alert:** When the fees are due, homework is incomplete, student is absent, parents receive notification or message to remind them about their student.
- **Managing database-**These software manages data efficiently and in systematic manner so that retrieval of data is also easy and fast.

Zeroerp software provides a free trial with complete features. You can register from sign up section of www.zeroerp.com or visit <https://www.zeroerp.com/register>.

For free demo you can visit demo section of www.zeroerp.com or visit <https://www.zeroerp.com/demo>

You can view demo video <https://youtu.be/HDZx61GN90U>

Below are some of the features of ZeroErp software



JUNCTION SOFTWARE PVT LTD

CALL- 91-8109069226

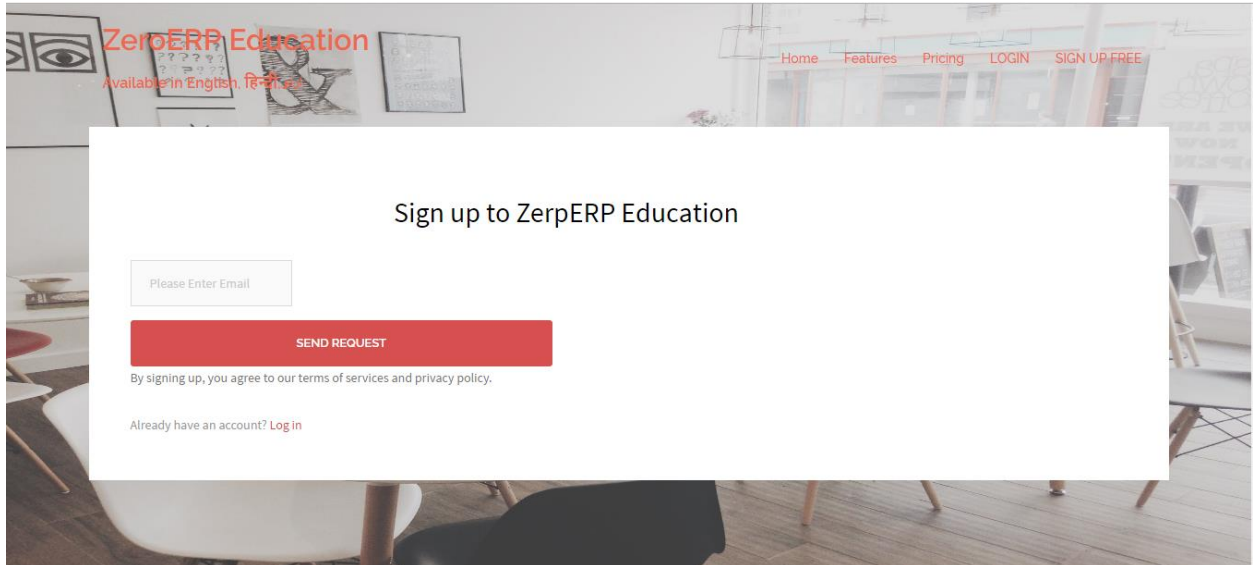
0755-4271270

MAIL-info@junctiontech.in

ZEROERP SOFTWARE

Modules of zeroerp

1.REGISTRATION



Registration Through web

Requirement before- Need to have a working Email for One Time Password during registration.

Where to go- <https://www.zeroerp.com/register>

Here you can register your school for running zeroerp software with all the features. This software has a trial version of 7 days free for the institutes with complete software along with an android and ios app.



CALL- 91-8109069226
0755-4271270
MAIL-info@junctiontech.in

ZEROERP SOFTWARE

ZeroERP Education Home Features Pricing Blog Help Login Sign Up Demo

Available in English, हिन्दी, العربية

Name

User Name/Email

Mobile

Address

Organisation Information

Organisation key

Institution Type

This software also has a demo version of software for schools to get familiar with software without registration. You can visit zeroerp website and click on Demo button for an running online software or you can visit <https://www.zeroerp.com/demo> for live demo.

Registration can be done from both web and android app.

Registration through Android app

To download android app – [Download App](#)

For further detail regarding registration in app visit- <https://www.zeroerp.com/school-app-management/>

To reset password-

<https://www.zeroerp.com/reset-password/>

Register

Trial (7 days) **Starter** **Pro**

[Pricing Details](#)

Institution Type : school

Email/Login-Id

Organization Key

Password

Name

Institute Name



JUNCTION SOFTWARE PVT LTD

CALL- 91-8109069226
0755-4271270
MAIL-info@junctiontech.in

ZEROERP SOFTWARE

2.INITIAL SETUP

Initial setup in web.

Requirement before – The only thing you need to do is to register your school .

When your registration is done you will be redirected to your Login Page. After Login with your credentials you will be redirected to Initial setup. Here you have 6 steps from which 3 are mandatory.

6 steps to do-

- Basic Information-Fill your basic information of school
- Create Session- You need to create session of your school it can be Annually, Half Yearly, Quarterly.



JUNCTION SOFTWARE PVT LTD

CALL- 91-8109069226

0755-4271270

MAIL-info@junctiontech.in

ZEROERP SOFTWARE

- Contact Information-Information of your school
- Upload Class, Student, Staff- This is not mandatory but you can upload whole list of class, student ,staff in a single click. This step will save a lot of your time.

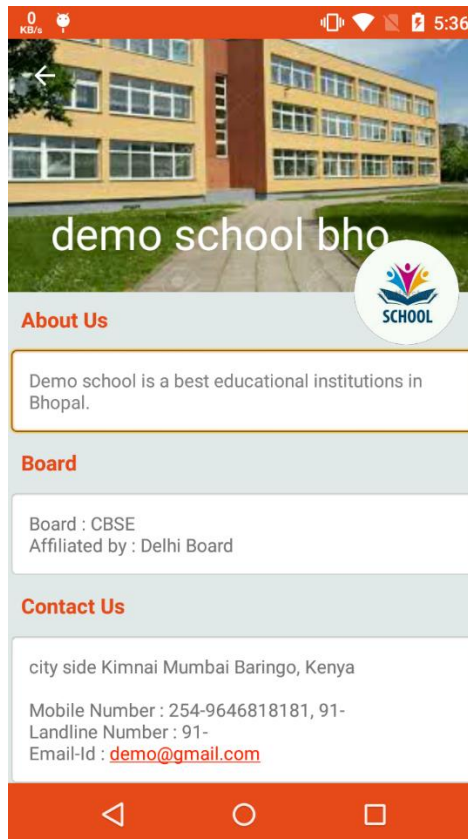
You can complete this initial setup from app also.

Initial Setup through APP

This includes all the information of school . You can add a feature image of your school which will be visible on login page. Your logo , school details, contact information, Map to locate your school location and also all your social accounts can be connected through app.

For more info

<https://www.zeroerp.com/schools-detail/>



JUNCTION SOFTWARE PVT LTD

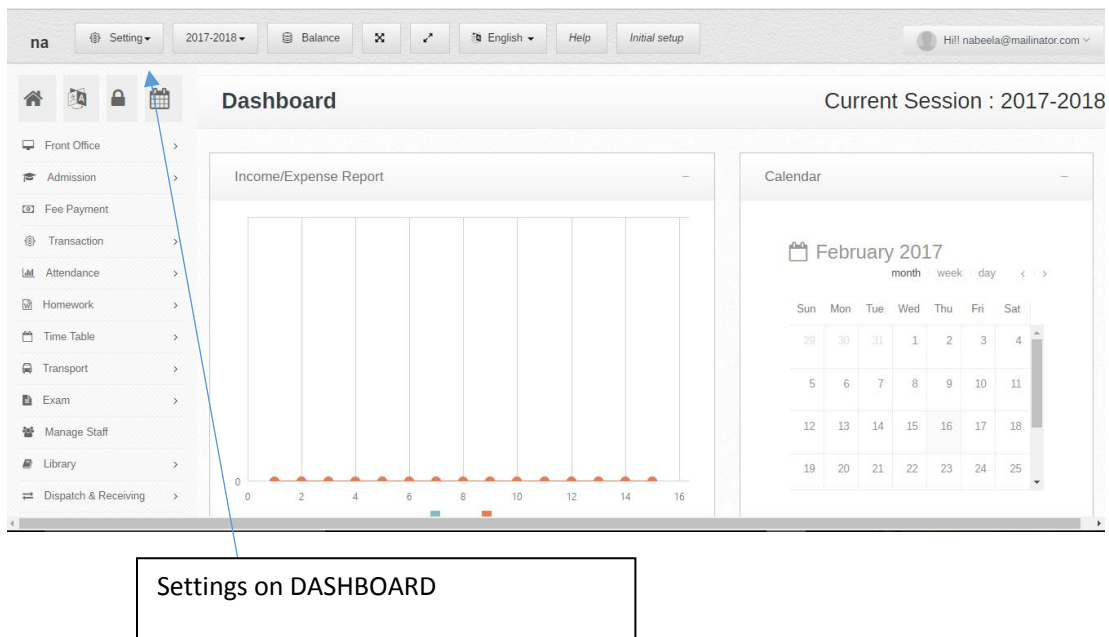
CALL- 91-8109069226

0755-4271270

MAIL-info@junctiontech.in

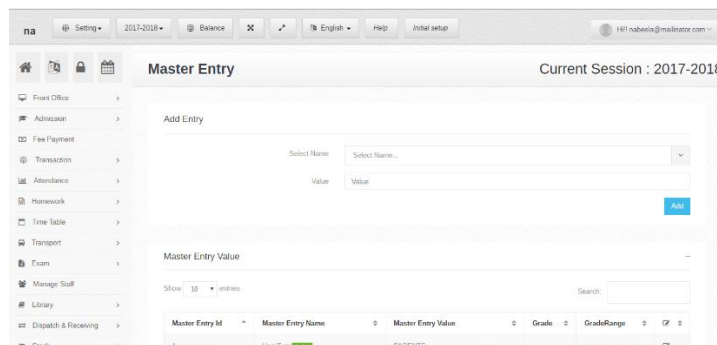
ZEROERP SOFTWARE

2.SETTINGS



Settings has many features-

- **General Setting-** This will have initial setup page information, so that you can edit your information from dashboard also.
- **Master Entry-** This will include all your important keywords of software



- **Manage User-** You can create account for your user type but before this you need to create student and staff, if it is uploaded through excel sheet.



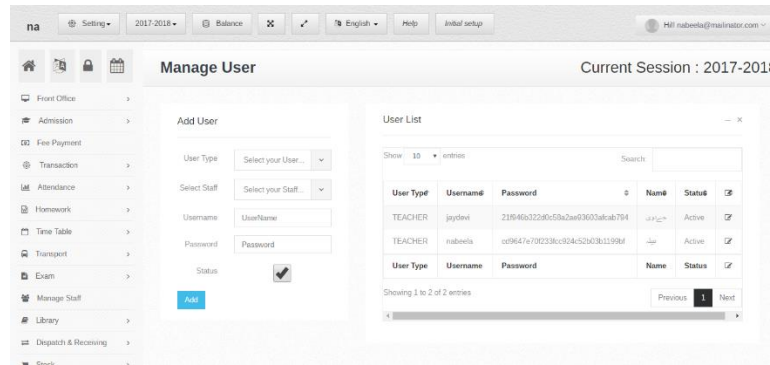
JUNCTION SOFTWARE PVT LTD

CALL- 91-8109069226

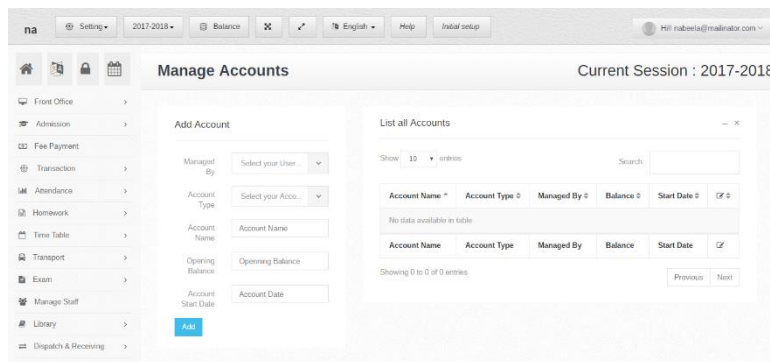
0755-4271270

MAIL-info@junctiontech.in

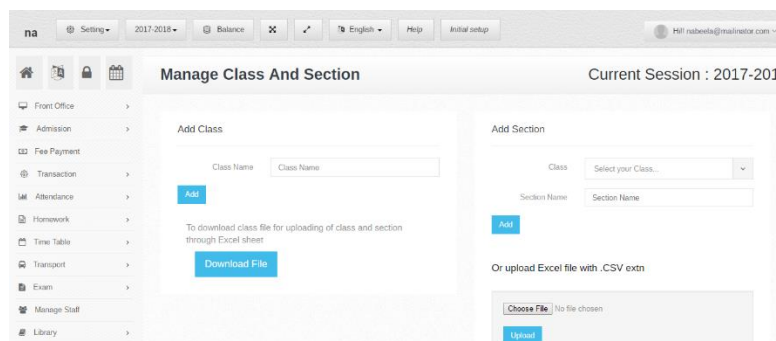
ZEROERP SOFTWARE



- **Manage Accounts-** You can create information related to accounts in this section.



- **Manage Class-** If you have not uploaded class and section from upload section, you can enter it one by one over here or you can upload your sheet here also.



JUNCTION SOFTWARE PVT LTD

CALL- 91-8109069226

0755-4271270

MAIL-info@junctiontech.in

ZEROERP SOFTWARE

- **Manage Subject-** You can enter all the subjects taught in your classes

- **Manage Exam-** You can enter type of exams of your school.

- **School Material-** You can add all your school material here



JUNCTION SOFTWARE PVT LTD

CALL- 91-8109069226

0755-4271270

MAIL-info@junctiontech.in

ZEROERP SOFTWARE

- **Manage Location-** This information is used in stock, that is in which location is stock material stored.

- **Header and Footer-** You can create your own header and footer for printing documents.
- **Print Option-** This allows to manage all settings related to print.
- **Permission-** You can give permission to all your users, according to the requirement.



JUNCTION SOFTWARE PVT LTD

CALL- 91-8109069226

0755-4271270

MAIL-info@junctiontech.in

ZEROERP SOFTWARE

- **Notification-** You can set notification for all users of school from here. This is visible on login page.

The screenshot shows the 'Notification' management page in the ZeroERP software. The top navigation bar includes 'na', 'Setting', '2017-2018', 'Balance', 'English', 'Help', and 'Initial setup'. The user is logged in as 'Hill nabeela@mailinator.com'. The left sidebar lists various school management functions: Front Office, Admission, Fee Payment, Transaction, Attendance, Homework, Time Table, Transport, Exam, Manage Staff, and Library. The main content area is titled 'Notification' and 'Current Session : 2017-2018'. It contains a 'Manage notification' form with fields for 'Description', 'Link_url', 'Status' (a dropdown menu), and 'Date'. A 'submit' button is located at the bottom right of the form.

- **Language-** From here you can add your native language for your school , so that user can easily translate it and use software easily. Some basic languages are already added.

The screenshot shows the 'Language' management page in the ZeroERP software. The top navigation bar is identical to the previous screenshot. The left sidebar is also the same. The main content area is titled 'Language' and 'Current Session : 2017-2018'. It features an 'Add Language' form on the left with a 'Language Name' input field and an 'Add' button. On the right, there is a 'Language List' table. The table has columns for 'Language Name', a checkbox, and a 'Translate' button. Two languages are listed: 'اردو' (Urdu) and 'हिन्दी' (Hindi). Below the table, it says 'Showing 1 to 2 of 2 entries' with 'Previous' and 'Next' navigation links.



JUNCTION SOFTWARE PVT LTD

CALL- 91-8109069226

0755-4271270

MAIL-info@junctiontech.in

ZEROERP SOFTWARE

Initial setup through App

For initial setup in APP you need to Login through Administrator and then you can setup all the basic features of your school. You can also manage all your school information, logo, social account, student staff information. You can also change school app color according to your school logo and language as per your requirement.

You need to click on more for setting features .

This is the setting option for school in App. There are three options for data sending to server.

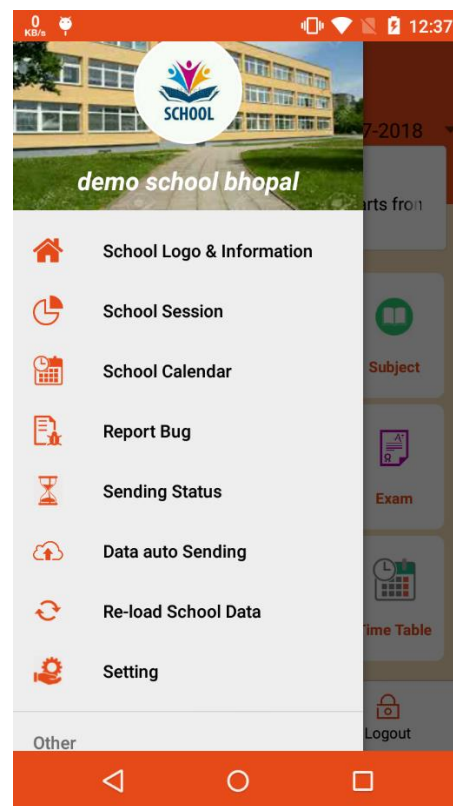
Sending Status- This will show the status of your data whether it is sent on server or not.

Data Auto Sending-By default some of your data is sent to server when connected to wifi, that is Homework, Attendance and Exam

result. You can change it according to your requirement.

Re-load School Data-You can manually reload all data from server

Settings- You can delete all the data of your school from server and manage sound settings for notification.



JUNCTION SOFTWARE PVT LTD

CALL- 91-8109069226

0755-4271270

MAIL-info@junctiontech.in

ZEROERP SOFTWARE

Some of the links for more information about settings

To create class- [Manage class](#)

To manage fees- [Fee management](#)

For admission of student- [Student Admission management](#)

To update student fee- [Student fee management](#)

Create subject- [Subject Management](#)

Create Exam – [Exam Management system](#)

Manage Books- [Library management system](#)

Create Calendar- [Manage school calendar](#)



JUNCTION SOFTWARE PVT LTD

CALL- 91-8109069226

0755-4271270

MAIL-info@junctiontech.in

ZEROERP SOFTWARE

3. FRONT OFFICE-

The screenshot shows the 'Zeroerp Education' software interface. The top navigation bar includes 'Setting', '2017-2018', 'Balance', 'English', 'Help', and 'Initial setup'. The user is logged in as 'Hill dev4junction'. The left sidebar lists various sub-categories under 'Front Office', including 'Call & Follow-up', 'Other Call', 'Enquiry', 'Complaint', 'Visitor Book', 'Admission', 'Fees', 'Transaction', 'Attendance', 'Homework', and 'Time Table'. The main area displays the 'Add Call' form with fields for Response, Mobile, Follow Up Date, Name, Landline, Response, Date Of Call, Address, and No Of Child. A blue 'Add' button is at the bottom right of the form.

Front Office has many sub categories.

Requirement-Before entering details in this section you need to enter master entry from settings option.

Front office work comprises of various kind of works. This includes maintenance of school records, managing correspondence, greeting guests, answering phone calls. We need to keep a record of all these things for this we require a online data management system. This system will provide all the facilities to store retrieve and maintain records in an efficient manner.

This module is available for data management of all the paper work of school. This reduces the use of file and paper work which provides error free entry of information in an eco-friendly manner.

Some of them are-

- Call & Follow Up



JUNCTION SOFTWARE PVT LTD

CALL- 91-8109069226

0755-4271270

MAIL-info@junctiontech.in

ZEROERP SOFTWARE

- Other call
- Enquiry
- Complaint
- Visitor Book

For more info

Front office management-<https://www.zeroerp.com/front-office-management/>

4. ADMISSION

The screenshot displays the Zeroerp Education software interface. The top navigation bar includes 'Setting', '2017-2018', 'Balance', 'English', 'Help', and 'Initial setup'. The left sidebar lists various modules: Front Office, Admission, Registration, Promotion, Transfer Class, Reports, Fees, Transaction, Attendance, Homework, and Time Table. The main area is titled 'Student Registration' and shows a form for the 2017-2018 session. The form includes fields for Student Name, Father Name, Mother Name, Mobile, and Class. A 'Registration List' table is also visible, showing a list of students with their names, father names, mobile numbers, and class registers.

Student Name	Father Name	Mobile	Class Register
ADNAN.K	JAMSHEENA.K	92-9895682884	12
ADNAN.K	JAMSHEENA.K	234-9895682884	12
AGNA V.V	PRAKASHAN.V.V	92-9847749792	12
AGNA V.V	PRAKASHAN.V.V	234-9847749792	12
AHAHNA SHARIN.T.P	FAROOQU.T.P	92-8592905571	11
AHAHNA SHARIN.T.P	FAROOQU.T.P	234-8592905571	11

Sub categories of Admission

Requirement- Before registration and Admission of student you need to fill class from initial setup or manage class and fill class fee from manage fee in settings section.



JUNCTION SOFTWARE PVT LTD

CALL- 91-8109069226

0755-4271270

MAIL-info@junctiontech.in

ZEROERP SOFTWARE

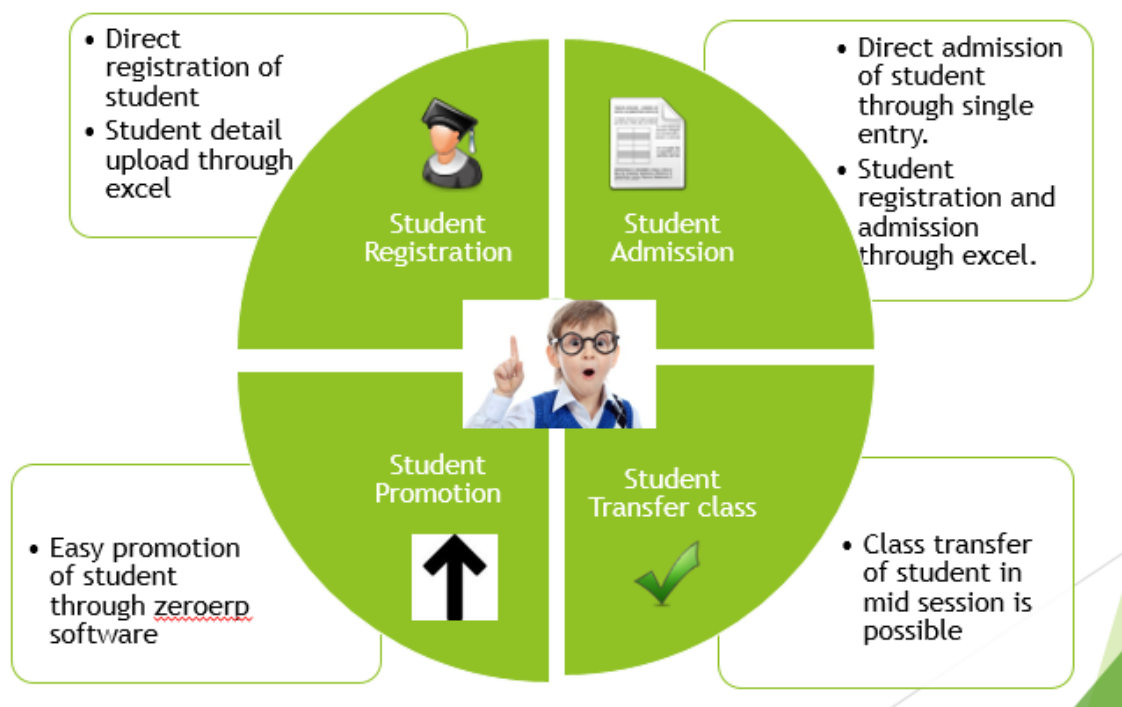
A cloud based data management system to enter all details of student admitted in school, their personal details ,parents information all in one place and this can be done from anywhere. Now doing entry in database is just some clicks away, you can do it from app also from anywhere at anytime. So you can complete your work at home also by signing in app or on web.

In this module student's registration details are entered, its admission is done in class. You can also promote student to next class from this module. You need not to again enter details for the same student in different class. You just need to promote them all details will be managed automatically.

Now in this module you can view list of all the students admitted and search for particular student detail.

You can find more information on this link

<https://www.zeroerp.com/admission-management-software/>



JUNCTION SOFTWARE PVT LTD

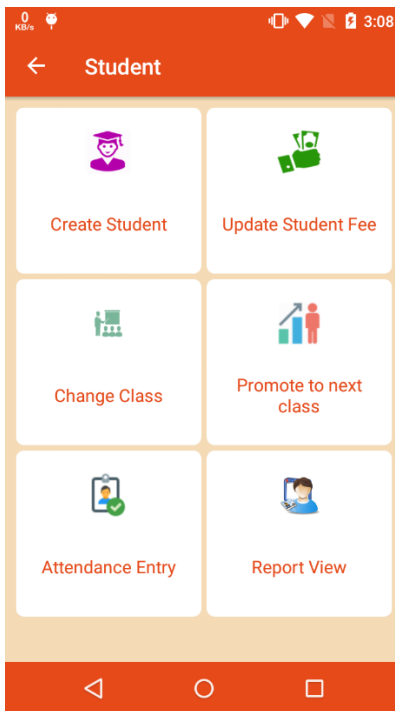
CALL- 91-8109069226

0755-4271270

MAIL-info@junctiontech.in

ZEROERP SOFTWARE

Admission Module in App



For more information about [admission management system](#)



JUNCTION SOFTWARE PVT LTD

CALL- 91-8109069226

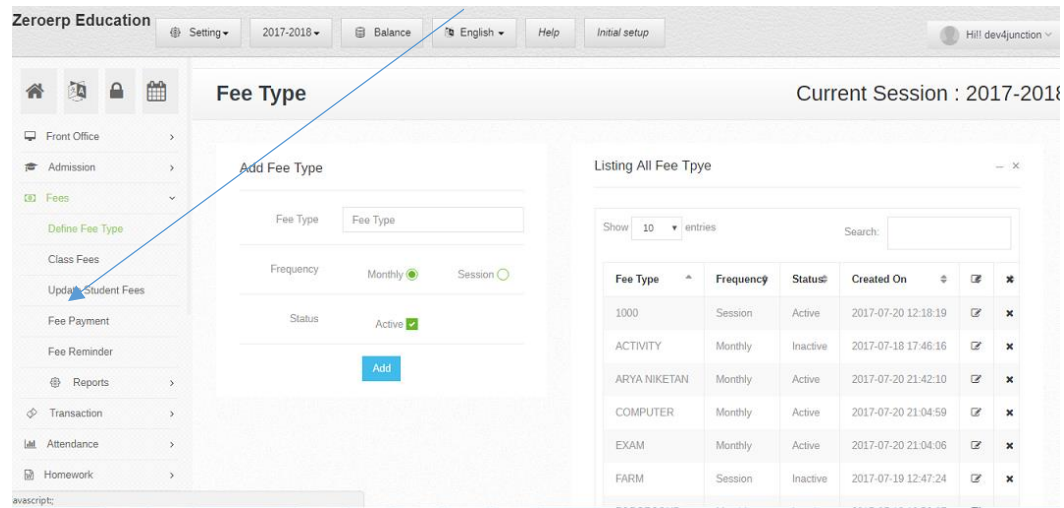
0755-4271270

MAIL-info@junctiontech.in

ZEROERP SOFTWARE

5.FEE

Subcategories of fee



This module is to keep record of fee information of every student. This is an easy process to maintain fee record in a secure and robust manner. All information about student's fee like fee submitted or fee remaining and fine imposed on them. Students records can be easily retrieved during fee payment making them time saving for both students and staff. In today's fast moving life we need to save our time to increase our productivity .

<https://www.zeroerp.com/fee-management-software/>

Fee module in App has many module like

- Create fee type-You can create fee type like library fee, scholastic fee, exam fee etc.
- Class fee-You can create fee for whole class
- Transport fee- Transport fee according to distance can be created for class
- Fee Account-Detail of fee account of student, like cash,check,dd
- Update Student fee-you can update any student fee
- Fee Payment-To pay fees of student
- Fee receipt- This will give fee receipt of student , user can print this receipt



JUNCTION SOFTWARE PVT LTD

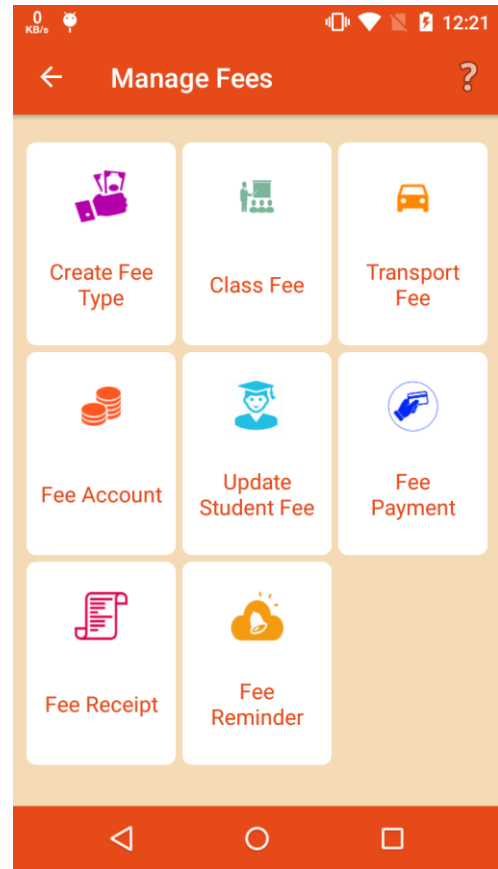
CALL- 91-8109069226
0755-4271270
MAIL-info@junctiontech.in

ZEROERP SOFTWARE

- Fee reminder- Broadcast a fee reminder message to all students and parents.

For more information visit-
<https://www.zeroerp.com/zeroerp-school-management-app-software-manage-fees/>

To update student fee-
<https://www.zeroerp.com/zeroerp-school-management-app-software-update-student-fee/>



JUNCTION SOFTWARE PVT LTD

CALL- 91-8109069226
0755-4271270
MAIL-info@junctiontech.in

ZEROERP SOFTWARE

6.TRANSACTION

JMD PUBLIC SCHOOL Setting 2017-2018 Balance English Help Initial setup Hi! dev4junction

Expense Account Current Session : 2017-2018

Expense

For: Select....

Supplier: Select.....

Amount:

Expense Date:

Expense Remark:

Amount Paid:

Add

Expense List

For	Supplier	Amount	Amount Paid	Expense Date	Remarks	\$
RENT	deep	1000.00	1000.00	20 Jul 2017,12:00 am	rent june	\$

Sub categories of transaction

Requirement- You need to fill class through initial setup or manage class and student detail before using this module.

Transaction module will include all your expense and income details of your school. It also report for both the feature.

For further information you can read <https://www.zeroerp.com/transaction-management-software/>.



JUNCTION SOFTWARE PVT LTD

CALL- 91-8109069226

0755-4271270

MAIL-info@junctiontech.in

ZEROERP SOFTWARE

7. ATTENDANCE

The screenshot displays the 'Staff Attendance' module in the JMD PUBLIC SCHOOL software. The top navigation bar includes 'Setting', '2017-2018', 'Balance', 'English', 'Help', and 'Initial setup'. The sidebar on the left lists various school management functions, with 'Attendance' expanded to show 'Staff Attendance' and 'Student Attendance'. The main content area is titled 'Staff Attendance' and shows the 'Current Session : 2017-2018'. It features input fields for 'Date' (Sat, 22-Jul-2017), 'In Time' (6:00:10 PM), and 'Out Time' (11:25:00 AM). Below these, there is a 'Staff List' section with a dropdown menu showing staff members: ABDUL RAZAK P (JUNIOR TE), Afeefa (JUNIOR TEACHER), Atiya (JUNIOR TEACHER), and DEEPA (JUNIOR TEACHER). To the right of the staff list is a 'Marked Attendance' section with a dropdown menu. At the bottom of the main area are buttons for 'Present', 'Absent', 'Halfday', 'Paid Leave', 'On Duty', and 'Holiday'.

Subcategories of attendance

Requirement- Before working on this module you need to add class through initial setup or manage class. Registration and admission of student is required for student attendance, this can be done from initial setup of admission module. For staff attendance you need to register staff from initial setup or manage staff module.

Attendance module-

- **Staff attendance-** Staff Attendance can be managed through this software. It not only saves their attendance but also saves in time and out time of staff. Staff can easily mark their attendance through app with just one click.
- **Student Attendance-** Staff can manage student's attendance easily through app and can also view whole class attendance in report view .



JUNCTION SOFTWARE PVT LTD

CALL- 91-8109069226

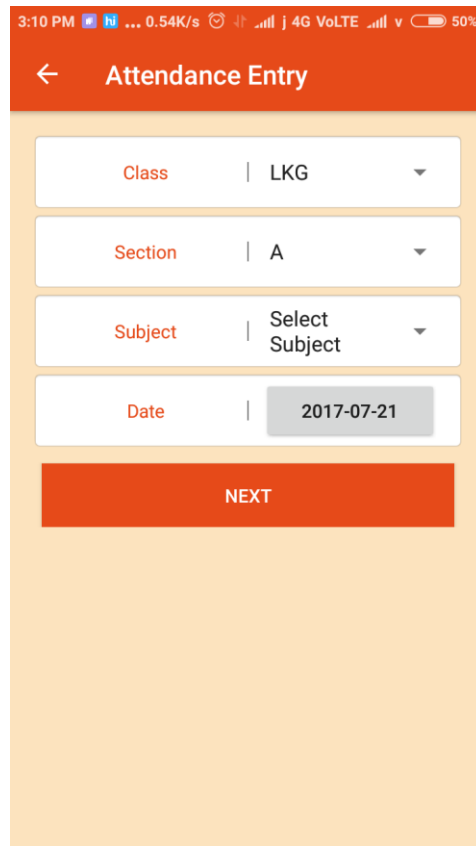
0755-4271270

MAIL-info@junctiontech.in

ZEROERP SOFTWARE

- Student and Staff Attendance report- Report view of attendance .

For more information visit-<https://www.zeroerp.com/attendance-management-software-2/>



The screenshot shows a mobile application interface for 'Attendance Entry'. At the top, there is a status bar with the time 3:10 PM, network speed 0.54K/s, 4G VoLTE signal, and 50% battery. Below the status bar is an orange header with a back arrow and the title 'Attendance Entry'. The main form area has a light orange background and contains four white input fields stacked vertically. The first field is labeled 'Class' and has 'LKG' selected. The second field is labeled 'Section' and has 'A' selected. The third field is labeled 'Subject' and has 'Select Subject' selected. The fourth field is labeled 'Date' and has '2017-07-21' selected. Below these fields is an orange button labeled 'NEXT'.

For more information visit <https://www.zeroerp.com/attendance-app/>



JUNCTION SOFTWARE PVT LTD

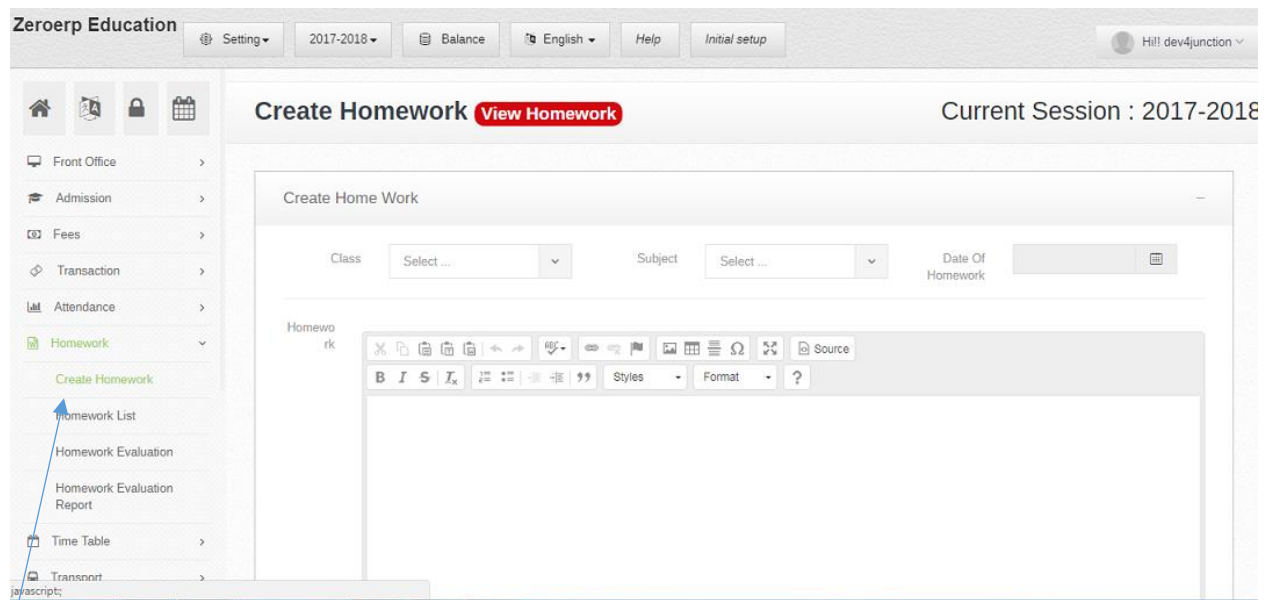
CALL- 91-8109069226

0755-4271270

MAIL-info@junctiontech.in

ZEROERP SOFTWARE

8. HOMEWORK



Subcategories of homework

Homework management is an important module for any school. It needs to keep track of all the students homework and evaluation date of homework. It is designed in such a manner so that it is easy to handle and can be operated from anywhere or anytime by teachers and students. It gives an instant notification to student, parent.

Modules of homework

- Create Homework
- Homework List
- Homework evaluation
- Homework evaluation report

For more information-<https://www.zeroerp.com/online-homework-software/>



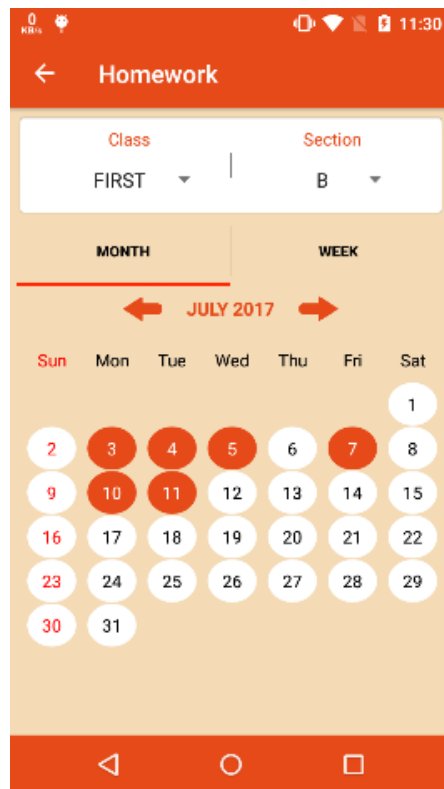
JUNCTION SOFTWARE PVT LTD

CALL- 91-8109069226

0755-4271270

MAIL-info@junctiontech.in

ZEROERP SOFTWARE



For more information-<https://www.zeroerp.com/zeroerp-school-management-app-software-homework-entry/>



JUNCTION SOFTWARE PVT LTD

CALL- 91-8109069226

0755-4271270

MAIL-info@junctiontech.in

ZEROERP SOFTWARE

9. Timetable

time table							
Slot	15-05-17	16-05-17	17-05-17	18-05-17	19-05-17	20-05-17	21-05-17
	Mon	Tue	Wed	Thu	Fri	Sat	Sun
FIRST BELL 09:00:00-09:01:00							
ASSEMBLY 09:01:00-09:02:00							
PERIOD1 09:02:00-09:03:00	English Teacher-	MUSIC Teacher-	EVS Teacher-	EVS Teacher-			
SNACK/BREAK 09:03:00-09:04:00							
PERIOD 2 09:04:00-09:05:00	TAMIL Teacher-	English Teacher-	TAMIL Teacher-	Maths Teacher-	TAMIL Teacher-		
PERIOD 3 09:05:00-09:06:00	Maths Teacher-	DANCE Teacher-	English Teacher-	TAMIL Teacher-	TAMIL Teacher-		
PERIOD 4 09:06:00-09:07:00	TAMIL Teacher-	Maths Teacher-	EVS Teacher-	English Teacher-	Maths Teacher-		

Timetable is one of the important module of school, it needs to be easy to configure and visually easy to understand for teachers, students and parents. It includes three modules to complete timetable for school.

- **Section Time Slot-** It includes slots for every class for particular day, we can include different time for class for a particular day. Then include different slots for a day and lecture type of that slot.

RATHINAM INTERNATIONAL PUBLIC SCHOOL | Setting | 2017-2018 | Balance | English | Help | Initial setup | Hill madan

Create Section Time Slot | Current Session : 2017-2018

Section Time Setup

Select Class: Day:

Section Start Time: 3:50 PM | Section End Time: 3:50 PM | Mark As Holiday: ☐

Slot Name: Slot Start Time: 3:50 PM | Slot End Time: 3:50 PM | Type: Games |

Total Duration: | Time Added:



JUNCTION SOFTWARE PVT LTD

CALL- 91-8109069226

0755-4271270

MAIL-info@junctiontech.in

ZEROERP SOFTWARE

- Day wise timetable –We can create timetable day wise that is it can be created for long duration for a particular day of week. It can be created different for winter ,summer.

- Date wise timetable- Date wise timetable can be created for a particular day on any occasion ,holiday.

Timetable in App- Timetable can be created from app also as well as it can be viewed from both app and web. It can be viewed by student,parent and teachers on app.



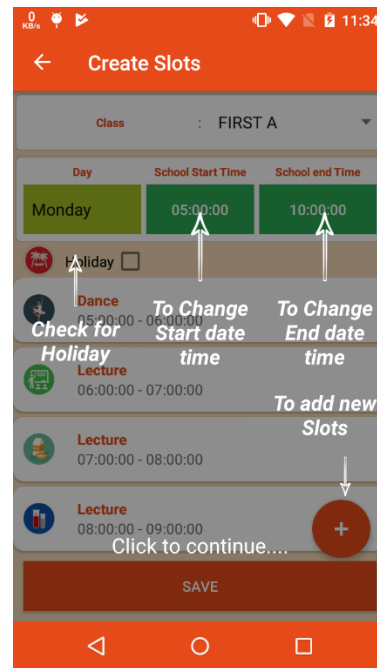
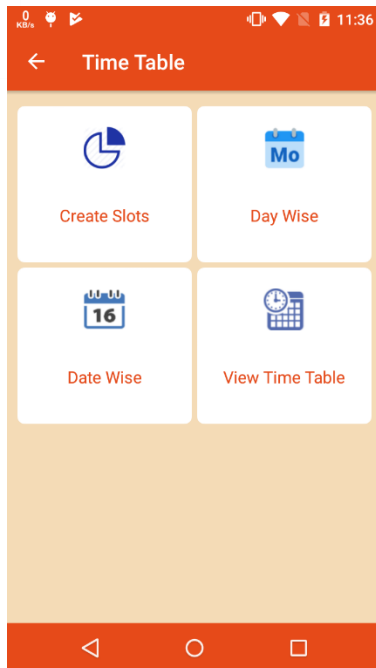
JUNCTION SOFTWARE PVT LTD

CALL- 91-8109069226

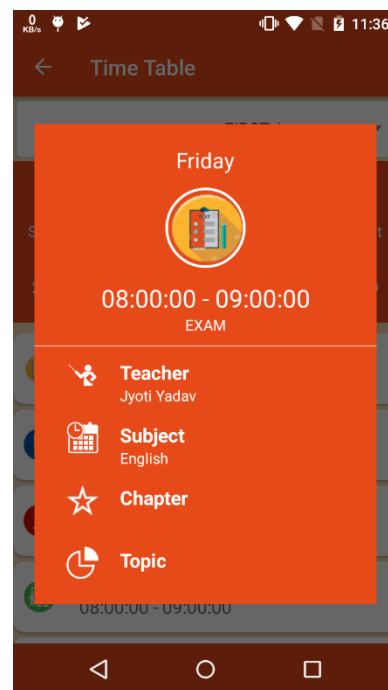
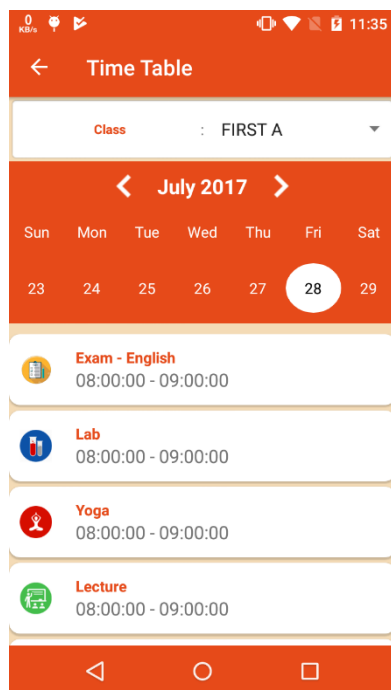
0755-4271270

MAIL-info@junctiontech.in

ZEROERP SOFTWARE



View of timetable in App



JUNCTION SOFTWARE PVT LTD

CALL- 91-8109069226
0755-4271270
MAIL-info@junctiontech.in

ZEROERP SOFTWARE

10. Transport-

Subcategories of transport

Transport is one of the module of [school erp](#) which is required to manage school vehicle information. All details related to vehicle name. petrol consumption, petrol pricing. Vehicle route and costing.

For more information visit-

<https://www.zeroerp.com/transportation-management-system/>



JUNCTION SOFTWARE PVT LTD

CALL- 91-8109069226

0755-4271270

MAIL-info@junctiontech.in

ZEROERP SOFTWARE

11. EXAM

ISLA ACADEMY

Setting 2017-2018 Balance English Help Initial setup

Current Session : 2017-2018

Marks Setup

Setup Marks

Exam Type: Select ... Class: Select ... Student: Select ...

Subject: Select ... Maximum Marks: - + Obtain Marks: - +

Grade: Result: Select ... Date Of Exam:

Remarks: Evaluated By: Evaluated By:

Setup Marks

Marks SetUp List

Sub categories of Exam

This is an essential part of school that is to create report of every student of school. In this module it has two subcategories Marks Enter and Reports

Marks Enter- In this module school can upload students acquired marks in exam according to various preferences like class, exam type , subject. This is framework to create report of student.

Reports- It shows student's report for various exam .

For more information visit-<https://www.zeroerp.com/examination-management-system/>



JUNCTION SOFTWARE PVT LTD

CALL- 91-8109069226

0755-4271270

MAIL-info@junctiontech.in